
**Nationale**
**NSK 2 Salbris**  
**Chrono G1 (G1)**  
**Résultats**
**Document 20**

Sous réserve du contrôle technique ou d'incidents d'ordre sportif

Cl.	N°	Pilote	Chassis	Club	Secteur 1	Secteur 2	Secteur 3	Temps	Ecart	Interv.	Tour
1	88	COURSIMAUULT Enzo	Kosmic	Loches	22.310	18.955	23.118	<b>1:04.383</b>			7
2	11	VROMANT Alexandre	Zanardi	Touraine	22.469	18.985	23.043	<b>1:04.497</b>	0.114	0.114	5
3	4	LAFORGE Teo	Sodi	Savoie	22.458	19.060	22.999	<b>1:04.517</b>	0.134	0.020	5
4	51	FENESTRAZ Sacha	Tony	Val d'Argenton	22.399	19.173	23.094	<b>1:04.666</b>	0.283	0.149	7
5	8	PERCEVAL Antoine	Tony	Brétigny	22.532	19.087	23.097	<b>1:04.716</b>	0.333	0.050	5
6	59	VILLE Nicolas	Tony	Villars	22.588	19.120	23.045	<b>1:04.753</b>	0.370	0.037	6
7	98	MARY Bastien	Tony	Angerville	22.695	19.051	23.045	<b>1:04.791</b>	0.408	0.038	5
8	71	BELBACHIR Camil	F.A.	Cormeilles	22.502	19.062	23.233	<b>1:04.797</b>	0.414	0.006	7
9	80	SARAZIN Adrien	Tony	Touraine	22.511	19.119	23.186	<b>1:04.816</b>	0.433	0.019	7
10	17	DROUET Thomas	F.A.	Armagnac Bigorre	22.581	19.136	23.103	<b>1:04.820</b>	0.437	0.004	4
11	5	ANDLAUER Julien	Ok1	Lyon KMC	22.594	19.068	23.174	<b>1:04.836</b>	0.453	0.016	6
12	35	CAMMARATA Marc	Sodi	Cormeilles	22.649	19.091	23.180	<b>1:04.920</b>	0.537	0.084	7
13	14	HERICHER Bertrand	Kosmic	StPierre sur Dives	22.761	19.066	23.125	<b>1:04.952</b>	0.569	0.032	4
14	52	LAMBERT Juliette	Tony	KCAM	22.627	19.173	23.299	<b>1:05.099</b>	0.716	0.147	8
15	24	DABERT Pauline	Sodi	Mer	22.644	19.164	23.347	<b>1:05.155</b>	0.772	0.056	5
16	9	MELA Jean-Baptiste	Birel	Salbris	22.883	19.110	23.176	<b>1:05.169</b>	0.786	0.014	5
17	45	GOMES Maximilien	Tony	KCPom	22.771	19.323	23.138	<b>1:05.232</b>	0.849	0.063	6
18	26	BONNAIRE Alexandre	Birel	Rosny	22.678	19.314	23.254	<b>1:05.246</b>	0.863	0.014	6
19	40	CHELI Etienne	C.R.G.	Chalon	22.636	19.345	23.273	<b>1:05.254</b>	0.871	0.008	5
20	2	LLEDO Tom	Tony	KCPom	22.700	19.276	23.311	<b>1:05.287</b>	0.904	0.033	6
21	97	ANCHER Brian	Kosmic	Rosny	22.897	19.195	23.197	<b>1:05.289</b>	0.906	0.002	6
22	48	DESROCHES-PRADEILLES Que	Birel	Salbris	22.848	19.320	23.339	<b>1:05.507</b>	1.124	0.218	5
23	75	NEUBAUER Thomas	Art-Gp	Dourdan	22.730	19.351	23.544	<b>1:05.625</b>	1.242	0.118	7
24	13	SERVIER Emma	Birel	Varennes	22.990	19.537	23.559	<b>1:06.086</b>	1.703	0.461	6

Départ : 07/06 - 09:02:02

Meilleur tour : N°88 COURSIMAUULT Enzo

1:04.383


Météo : Soleil Air : 20°C Piste : Sèche

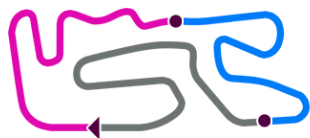
NSK-Salbris 06-08/06/2014

Page 1 / 1

 Apex Timing 



www.monstickerperso.com

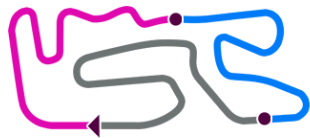



**Nationale**
**NSK 2 Salbris**  
**Chrono G1 (G1)**  
**Best Sectors Analysis**

Pour information, sans valeur officielle

S1			S2			S3			Ideal Lap Times						
Cl	N°	Temps	Cl	N°	Temps	Cl	N°	Temps	Cl	N°	Pilote	p-l	Ideal Lap	Best Lap	Diff.
1	88	22.310	1	88	18.955	1	51	22.962	1	88	COURSIMAUULT Enzo	p	1:04.306	1:04.383	0.077
2	51	22.399	2	11	18.970	2	4	22.986	2	4	LAFORGE Teo	p	1:04.383	1:04.517	0.134
3	4	22.401	3	4	18.996	3	8	23.030	3	11	VROMANT Alexandre	p	1:04.450	1:04.497	0.047
4	11	22.437	4	8	19.021	4	88	23.041	4	51	FENESTRAZ Sacha	p	1:04.513	1:04.666	0.153
5	8	22.465	5	5	19.039	5	11	23.043	5	8	PERCEVAL Antoine	p	1:04.516	1:04.716	0.200
6	80	22.495	6	98	19.051	6	98	23.045	6	80	SARAZIN Adrien	p	1:04.634	1:04.816	0.182
7	71	22.501	7	71	19.062	6	59	23.045	7	98	MARY Bastien	p	1:04.655	1:04.791	0.136
8	17	22.538	8	59	19.063	8	80	23.057	8	59	VILLE Nicolas	p	1:04.696	1:04.753	0.057
9	98	22.559	9	14	19.066	9	5	23.093	9	5	ANDLAUER Julien	p	1:04.726	1:04.836	0.110
10	52	22.582	10	80	19.082	10	17	23.103	10	71	BELBACHIR Camil	l	1:04.732	1:04.797	0.065
11	59	22.588	11	35	19.091	11	14	23.125	11	17	DROUET Thomas	p	1:04.758	1:04.820	0.062
12	35	22.592	12	9	19.110	12	45	23.138	12	35	CAMMARATA Marc	p	1:04.839	1:04.920	0.081
13	5	22.594	13	52	19.115	13	35	23.156	13	14	HERICHER Bertrand	p	1:04.865	1:04.952	0.087
14	26	22.623	14	17	19.117	14	2	23.165	14	52	LAMBERT Juliette	l	1:04.941	1:05.099	0.158
15	40	22.636	15	2	19.135	15	71	23.169	15	2	LLEDO Tom	p	1:05.000	1:05.287	0.287
16	24	22.644	16	24	19.137	16	9	23.176	16	9	MELA Jean-Baptiste	p	1:05.035	1:05.169	0.134
17	14	22.674	17	97	19.146	17	97	23.197	17	24	DABERT Pauline	p	1:05.052	1:05.155	0.103
18	2	22.700	18	51	19.152	18	52	23.244	18	40	CHELI Etienne	p	1:05.179	1:05.254	0.075
19	75	22.730	19	75	19.199	19	26	23.254	19	26	BONNAIRE Alexandre	l	1:05.191	1:05.246	0.055
20	9	22.749	20	40	19.287	20	40	23.256	20	45	GOMES Maximilien	p	1:05.232	1:05.232	
21	48	22.763	21	26	19.314	21	24	23.271	21	97	ANCHER Brian	p	1:05.240	1:05.289	0.049
22	45	22.771	22	48	19.320	22	48	23.339	22	75	NEUBAUER Thomas	p	1:05.317	1:05.625	0.308
23	97	22.897	23	45	19.323	23	75	23.388	23	48	DESROCHES-PRADEILLES Qu	l	1:05.422	1:05.507	0.085
24	13	22.950	24	13	19.410	24	13	23.559	24	13	SERVIER Emma	p	1:05.919	1:06.086	0.167




**Nationale**
**NSK 2 Salbris**  
**Chrono G1 (G1)**  
**Analyse des tours**

Pour information, sans valeur officielle

Tours Secteur 1 Secteur 2 Secteur 3 mps au tour

**N°2 LLEDO Tom**

1	26.641	21.083	24.939	1:12.663
2	23.588	19.544	23.652	1:06.784
3	23.197	19.311	23.315	1:05.823
4	22.817	19.362	23.285	1:05.464
5	23.754	19.135	23.165	1:06.054
6	22.700	19.276	23.311	1:05.287
7	22.777	19.167	23.364	1:05.308

**N°4 LAFORGE Teo**

1	24.821	19.771	23.490	1:08.082
2	23.048	19.423	23.266	1:05.737
3	22.780	19.216	23.098	1:05.094
4	22.612	19.140	23.068	1:04.820
5	22.458	19.060	22.999	1:04.517
6	22.526	19.067	22.986	1:04.579
7	22.401	18.996	23.197	1:04.594
8	22.464	19.046	23.203	1:04.713

**N°5 ANDLAUER Julien**

1	24.265	19.542	23.390	1:07.197
2	22.865	19.162	23.215	1:05.242
3	22.737	19.072	23.122	1:04.931
4	22.734	19.066	23.093	1:04.893
5	22.686	19.039	23.141	1:04.866
6	22.594	19.068	23.174	1:04.836
7	22.605	19.104	23.206	1:04.915

**N°8 PERCEVAL Antoine**

1	24.974	19.612	23.376	1:07.962
2	22.873	19.278	23.326	1:05.477
3	22.735	19.167	23.163	1:05.065
4	22.536	19.157	23.030	1:04.723
5	22.532	19.087	23.097	1:04.716
6	22.629	19.021	23.074	1:04.724
7	22.465	19.075	23.196	1:04.736

**N°9 MELA Jean-Baptiste**

1	26.899	20.679	24.069	1:11.647
2	23.470	19.719	23.641	1:06.830
3	23.298	19.310	23.411	1:06.019
4	23.050	19.230	23.224	1:05.504
5	22.883	19.110	23.176	1:05.169
6	22.749	19.173	23.322	1:05.244
7	22.874	19.121	23.285	1:05.280

Tours Secteur 1 Secteur 2 Secteur 3 mps au tour

**N°11 VROMANT Alexandre**

1	24.635	19.634	23.535	1:07.804
2	22.963	19.219	23.260	1:05.442
3	22.684	19.090	23.146	1:04.920
4	22.617	18.970	23.093	1:04.680
5	22.469	18.985	23.043	1:04.497
6	22.576	19.015	23.289	1:04.880
7	22.437	19.005	23.121	1:04.563

**N°13 SERVIER Emma**

1	30.123	20.325	23.947	1:14.395
2	23.189	19.505	23.691	1:06.385
3	23.268	19.581	23.754	1:06.603
4	22.950	19.564	23.669	1:06.183
5	23.125	19.578	23.684	1:06.387
6	22.990	19.537	23.559	1:06.086
7	23.283	19.410	23.612	1:06.305

**N°14 HERICHER Bertrand**

1	24.630	19.785	23.560	1:07.975
2	23.322	19.306	23.411	1:06.039
3	22.916	19.136	23.194	1:05.246
4	22.761	19.066	23.125	1:04.952
5	22.674	19.072	23.226	1:04.972
6	22.740	19.247	23.251	1:05.238
7	22.770	19.151	23.411	1:05.332

**N°17 DROUET Thomas**

1	25.212	19.992	23.686	1:08.890
2	22.905	19.303	23.352	1:05.560
3	22.563	19.123	23.155	1:04.841
4	22.581	19.136	23.103	1:04.820
5	22.635	24.988	23.782	1:11.405
6	22.538	19.136	23.240	1:04.914
7	22.594	19.117	23.199	1:04.910

**N°24 DABERT Pauline**

1	24.734	19.842	23.513	1:08.089
2	23.059	19.338	23.340	1:05.737
3	23.620	19.264	23.289	1:06.173
4	22.782	19.210	23.271	1:05.263
5	22.644	19.164	23.347	1:05.155
6	22.762	19.251	23.389	1:05.402
7	22.673	19.137	23.351	1:05.161
8	22.712	19.150	23.340	1:05.202

Tours Secteur 1 Secteur 2 Secteur 3 mps au tour

**N°26 BONNAIRE Alexandre**

1	26.455	20.269	24.205	1:10.929
2	23.651	19.496	23.709	1:06.856
3	22.984	19.369	23.344	1:05.697
4	22.623	19.358	23.585	1:05.566
5	22.854	21.272	26.322	1:10.448
6	22.678	19.314	23.254	1:05.246
7	22.857	19.584	25.177	1:07.618

**N°35 CAMMARATA Marc**

1	30.456	23.607	26.118	1:20.181
2	27.722	22.853	23.785	1:14.360
3	22.916	19.345	23.312	1:05.573
4	25.373	22.364	23.431	1:11.168
5	22.765	19.134	23.156	1:05.055
6	22.592	19.107	23.244	1:04.943
7	22.649	19.091	23.180	1:04.920

**N°40 CHELI Etienne**

1	26.346	19.897	23.665	1:09.908
2	22.967	19.314	23.344	1:05.625
3	22.804	19.287	23.284	1:05.375
4	22.677	19.583	23.256	1:05.516
5	22.636	19.345	23.273	1:05.254
6	22.963	19.335	23.283	1:05.581
7	23.073	19.429	23.337	1:05.839

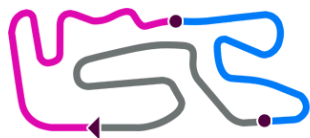
**N°45 GOMES Maximilien**

1	30.973	21.210	24.475	1:16.658
2	23.195	19.679	23.494	1:06.368
3	23.226	19.367	23.679	1:06.272
4	23.587	19.395	23.257	1:06.239
5	23.021	19.331	23.257	1:05.609
6	22.771	19.323	23.138	1:05.232
7	22.926	19.338	23.171	1:05.435

**N°48 DESROCHES-PRADEILLES Quentin**

1	26.793	19.880	24.166	1:10.839
2	23.144	19.659	23.686	1:06.489
3	23.088	19.512	23.445	1:06.045
4	22.804	19.411	23.423	1:05.638
5	22.848	19.320	23.339	1:05.507
6	23.252	19.371	23.376	1:05.999
7	22.763	19.364	23.406	1:05.533




**Nationale**
**NSK 2 Salbris**  
**Chrono G1 (G1)**  
**Analyse des tours**

Pour information, sans valeur officielle

Tours Secteur 1 Secteur 2 Secteur 3 mps au tour

N°51 FENESTRAZ Sacha				
1	24.688	19.608	23.444	1:07.740
2	23.127	22.973	28.086	1:14.186
3	23.013	19.246	23.061	1:05.320
4	22.502	19.303	22.962	1:04.767
5	22.455	19.191	23.051	1:04.697
6	22.572	19.152	23.012	1:04.736
7	22.399	19.173	23.094	1:04.666

Tours Secteur 1 Secteur 2 Secteur 3 mps au tour

N°80 SARAZIN Adrien				
1	25.423	19.933	23.553	1:08.909
2	23.181	19.399	23.418	1:05.998
3	22.754	19.227	23.344	1:05.325
4	22.660	19.082	23.348	1:05.090
5	22.634	19.135	23.057	1:04.826
6	22.495	19.291	23.138	1:04.924
7	22.511	19.119	23.186	1:04.816

N°52 LAMBERT Juliette				
1	24.771	19.778	23.686	1:08.235
2	22.992	19.331	23.382	1:05.705
3	22.787	19.236	23.338	1:05.361
4	22.674	19.247	23.244	1:05.165
5	22.582	19.115	23.412	1:05.109
6	22.645	19.189	23.378	1:05.212
7	22.769	19.155	23.329	1:05.253
8	22.627	19.173	23.299	1:05.099

N°88 COURSIMAULT Enzo				
1	24.533	19.555	23.693	1:07.781
2	22.986	19.242	23.537	1:05.765
3	22.613	19.121	23.206	1:04.940
4	22.483	19.143	23.168	1:04.794
5	23.860	19.242	23.311	1:06.413
6	22.456	18.999	23.041	1:04.496
7	22.310	18.955	23.118	1:04.383

N°59 VILLE Nicolas				
1	24.523	19.602	23.439	1:07.564
2	23.051	19.299	23.324	1:05.674
3	22.836	19.164	23.246	1:05.246
4	22.738	19.086	23.087	1:04.911
5	22.619	19.063	23.132	1:04.814
6	22.588	19.120	23.045	1:04.753
7	22.629	19.073	23.079	1:04.781

N°97 ANCHER Brian				
1	25.059	20.045	23.694	1:08.798
2	23.241	19.421	23.325	1:05.987
3	23.068	19.192	23.404	1:05.664
4	23.246	19.292	23.363	1:05.901
5	23.048	19.146	23.300	1:05.494
6	22.897	19.195	23.197	1:05.289
7	23.000	19.181	23.230	1:05.411

N°71 BELBACHIR Camil				
1	24.455	19.603	23.630	1:07.688
2	22.932	19.305	23.392	1:05.629
3	22.846	19.165	23.232	1:05.243
4	22.637	19.120	23.169	1:04.926
5	28.686	24.367	23.760	1:16.813
6	22.501	19.087	23.334	1:04.922
7	22.502	19.062	23.233	1:04.797

N°98 MARY Bastien				
1	25.180	20.073	23.674	1:08.927
2	23.091	19.272	23.245	1:05.608
3	22.695	19.149	23.173	1:05.017
4	22.650	19.121	23.151	1:04.922
5	22.695	19.051	23.045	1:04.791
6	22.559	19.120	23.317	1:04.996
7	22.660	19.147	23.203	1:05.010

N°75 NEUBAUER Thomas				
1	26.209	19.960	23.798	1:09.967
2	23.466	19.576	23.576	1:06.618
3	23.457	19.386	23.388	1:06.231
4	22.936	1:04.013	24.125	1:51.074
5	23.003	19.199	23.513	1:05.715
6	22.823	19.405	23.598	1:05.826
7	22.730	19.351	23.544	1:05.625

