
Nationale
NSK 2 Salbris
Pre-Finale (PF)
Résultats
Document 43.1 OFFICIEL

Sous réserve du contrôle technique ou d'incidents d'ordre sportif

N°	Cl.	Pilote	Club	Chassis	Meilleur S1	Meilleur S2	Meilleur S3	Meilleur tour	Interv.	Ecart	
33	=	1	CRETON Harald	Angerville	Tony	22.064	19.334	23.727	1:05.129		
88	▲5	2	COURSIMAUULT Enzo	Loches	Kosmic	21.927	19.369	23.719	1:05.169	0.432	0.432
61	=	3	HEDOUIN Nathan	Rouen	Sodi	22.020	19.438	23.816	1:05.364	1.368	1.800
19	=	4	SIMMENAUER Louis-Ferdinand	Angerville	Tony	21.967	19.412	23.733	1:05.288	5.449	7.249
65	=	5	CARDE Emilien	J.B.H.	Kosmic	22.018	19.408	23.706	1:05.296	0.198	7.447
27	▼4	6	SIMMENAUER Jean-Baptiste	Angerville	Tony	22.066	19.468	23.730	1:05.287	0.457	7.904
84	▲5	7	COUDERT Anthony	St.Tropez	Kosmic	21.937	19.576	23.835	1:05.675	2.929	10.833
68	▲1	8	LEUILLET Tom	Rosny	Birel	22.071	19.491	23.806	1:05.399	0.661	11.494
4	▲6	9	LAFORGE Teo	Savoie	Sodi	22.134	19.427	23.592	1:05.406	2.597	14.091
94	▲22	10	RENAUDIN Adrien	Wissous	Sodi	21.895	19.376	23.565	1:05.129	0.908	14.999
11	▲2	11	VROMANT Alexandre	Touraine	Zanardi	22.139	19.342	23.670	1:05.174	2.998	17.997
60	▼4	12	LEUILLET Gabin	Rosny	Birel	22.310	19.435	23.731	1:05.654	0.404	18.401
78	▲8	13	LE SAUSSE Ronnie	du Beauvaisis	Praga	22.069	19.463	23.835	1:05.740	0.516	18.917
85	▲16	14	CHARPENTIER Tristan	Brétigny	Birel	22.100	19.309	23.719	1:05.169	0.068	18.985
59	▼5	15	VILLE Nicolas	Villars	Tony	22.190	19.418	23.707	1:05.399	0.132	19.117
17	=	16	DROUET Thomas	Armagnac Bigorre	F.A.	22.073	19.477	23.805	1:05.713	0.210	19.327
71	▼6	17	BELBACHIR Camil	Cormeilles	F.A.	22.219	19.617	23.918	1:06.077	3.476	22.803
12	▼4	18	LEMEE Thomas	StPierre sur Dives	Kosmic	22.142	19.589	23.848	1:06.034	0.167	22.970
98	=	19	MARY Bastien	Angerville	Tony	22.259	19.618	23.865	1:05.849	0.222	23.192
30	▲15	20	FONTAINE Paul	Cormeilles	F.A.	22.183	19.511	23.842	1:05.867	2.184	25.376
5	▼1	21	ANDLAUER Julien	Lyon KMC	Ok1	22.070	19.454	23.699	1:05.234	0.074	25.450
24	▲12	22	DABERT Pauline	Mer	Sodi	22.013	19.402	23.704	1:05.149	0.100	25.550
46	▼5	23	GILLOZ Valentin	Montbéliard	Tony	22.046	19.401	23.701	1:05.297	0.503	26.053
43	▼7	24	GAZEAU Maxime	Cormeilles	F.A.	22.191	19.425	23.697	1:05.381	0.115	26.168
14	▼2	25	HERICHER Bertrand	StPierre sur Dives	Kosmic	22.270	19.476	23.807	1:05.709	1.295	27.463
90	▲5	26	CHAGNON Tom	J.B.H.	Art-Gp	22.230	19.372	23.818	1:05.647	0.285	27.748
35	▼1	27	CAMMARATA Marc	Cormeilles	Sodi	22.199	19.571	23.880	1:05.762	0.892	28.640
26	=	28	BONNAIRE Alexandre	Rosny	Birel	22.291	19.641	24.039	1:06.143	2.023	30.663
52	▼2	29	LAMBERT Juliette	KCAM	Tony	22.141	19.403	24.012	1:05.674	1.458	32.121


Tête de course : N°33 CRETON Harald (1-16)

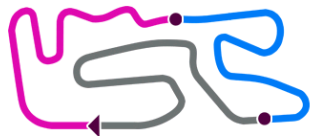
Départ : 08/06 - 10:05:41

Meilleur tour : N°33 CRETON Harald 1:05.129

Météo : Soleil Air : 20°C Piste : Séchage

Record de l'épreuve : N°33 CRETON Harald 1:04.107




Nationale
NSK 2 Salbris
Pre-Finale (PF)
Résultats
Document 43.1 OFFICIEL

Sous réserve du contrôle technique ou d'incidents d'ordre sportif

N°	Cl	Pilote	Club	Chassis	Meilleur S1	Meilleur S2	Meilleur S3	Meilleur tour	Interv.	Ecart	
57	▲3	30	STRINGARI Alexy	KCAM	Tony	22.247	19.717	24.022	1:06.202	12.596	44.717
9	▼2	31	MELA Jean-Baptiste	Salbris	Birel	22.240	19.653	23.885	1:05.942	7 Tours	7 Tours
2	▼8	32	LLEDO Tom	KCPom	Tony	22.223	19.699	23.796	1:05.812	1 Tour	8 Tours
20	▼8	33	CLAUDE Emile	Besançon	Birel	22.556	19.735	23.803	1:06.094	2 Tours	10 Tours
80	▼12	34	SARAZIN Adrien	Touraine	Tony	22.497	19.742	23.850	1:06.315	1 Tour	11 Tours
51	▼29	35	FENESTRAZ Sacha	Val d'Argenton	Tony	22.532	19.774	23.789	1:06.315		Déclassement

N°51 FENESTRAZ Sacha : Pilote reconnu en infraction technique (Art. 19 du RSN 2014). Suivant la décision sportive N°28.

Non classés

45			GOMES Maximilien	KCPom	Tony						Non partant
----	--	--	------------------	-------	------	--	--	--	--	--	--------------------

Tête de course : N°33 CRETON Harald (1-16)


Départ : 08/06 - 10:05:41

Meilleur tour : N°33 CRETON Harald 1:05.129

Météo : Soleil Air : 20°C Piste : Séchage

Record de l'épreuve : N°33 CRETON Harald 1:04.107





DOCUMENT N° **28**

DÉCISION DES COMMISSAIRES SPORTIFS
STEWARDS' DECISION

PÉNALITÉ INFLIGÉE AU CONCURRENT (NOM) : **MALLEVAULT Henri**
PENALTY INFLICTED UPON THE ENTRANT (NAME):

NUMERO DE LICENCE / LICENSE NUMBER : **58996 E1**

N° : **51**
No.:

PILOTE : **FENESTRAZ Sacha**
DRIVER:

Concerne la partie de l'Épreuve : **Nationale - Pre-Finale**
Concerns the part of the event:

ÉNONCÉ / STATEMENT:

Déclassement de la manche concernée

MOTIF / REASON:

Pilote reconnu en infraction technique en dehors d'une non-conformité de poids (Article n° 19 du RSN 2014)

* Le soussigné reconnaît avoir reçu copie de la présente notification et avoir été informé des voies de recours : DROIT D'APPEL, Réglementation ASN et des conséquences qui en découlent (juridiques et financières).
Le concurrent doit déclarer, par écrit, dans l'heure qui suit la notification ou la publication de la décision, au Directeur de Course ou à un Commissaire Sportif, son intention de faire appel. Il doit joindre impérativement à cette déclaration d'appel une caution d'appel de : 3300 € (appel national FFSA 2014).
Il doit confirmer intention en envoyant sa lettre à l'ASN dans les formes et délais prévus par les règlements applicables.

Décision annoncée
Decision announced

Date / Date: **08/06/2014**

Heure / Time: **10:55**

Nom / Name

Signature

Président du Collège / Chairman of the Panel:

Le P.C.S. N.LETNIOWSKA (NMD) :

Membres du Collège / Members of the Panel:

P.VIZATELLE (BFC) :

C.BARDOUX (CEN) :

NOTIFICATION AU CONCURRENT CONCERNÉ / NOTIFICATION TO THE RELEVANT ENTRANT

Je soussigné :
I undersigned: Nom personnel / personal name

Représentant du Concurrent : **MALLEVAULT Henri**
Representing the Entrant: Nom du Concurrent / Entrant's name

Certifie avoir reçu notification du document N° **28** des Commissaires Sportifs de l'Épreuve.
Certify that I have been notified of document No. **28** by the Stewards of the Meeting.

Date : _____ Heure / Time: _____ Signature : _____

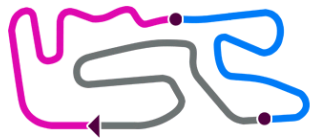


Nationale

NSK 2 Salbris
Pre-Finale (PF)
Tableau des tours

Pour information, sans valeur officielle

	1	2	3	4	5	6	7	8	9	10	11	12	13	14	15	16	17	18	19	20	21	22	23	24	25	26	27	28	29	30	31	32	33	34	35	36
Grille	33	27	61	19	65	51	88	60	68	59	71	84	11	12	4	17	43	46	98	5	78	80	14	2	20	35	52	26	9	85	90	94	57	24	30	35
Départ	33	27	61	65	19	88	51	68	71	60	11	59	4	84	43	98	12	78	17	14	46	20	5	52	80	9	2	90	30	57	26	85	94	24	35	
Tour 1	33	61	19	88	65	84	51	68	71	27	11	60	4	17	59	12	52	30	43	98	78	80	94	9	46	14	20	57	2	85	24	90	5	26	35	
Intervalle	1.0	1.2	0.0	0.2	0.1	0.0	0.7	0.0	0.0	0.0	0.2	0.2	0.7	0.1	0.1	0.1	0.4	0.5	0.1	0.1	0.1	0.2	0.7	0.0	0.0	0.1	0.1	0.3	0.0	0.1	0.4	0.2	0.6	0.2	9.9	
Tour 2	33	61	88	19	84	65	27	51	68	11	60	71	4	17	59	52	80	98	12	78	94	43	30	14	20	9	57	46	85	5	24	90	26	2	35	
Intervalle	0.7	1.2	0.4	0.3	0.5	0.2	0.4	0.2	0.7	0.7	0.5	0.0	0.0	0.3	0.1	0.5	0.3	0.5	0.2	0.1	0.1	0.5	0.1	0.2	0.3	0.4	0.5	0.3	0.2	0.4	0.1	0.5	0.6	5.0	2.7	
Tour 3	33	61	88	19	84	65	27	68	51	11	60	17	4	59	71	80	52	98	78	94	12	30	14	43	20	9	85	57	5	90	26	2	46	24	35	
Intervalle	0.6	1.0	0.9	0.1	0.4	0.5	0.9	0.1	0.3	0.9	0.6	0.3	0.5	0.6	0.1	0.3	0.2	0.1	0.1	0.6	0.1	0.4	0.0	0.8	0.4	0.5	0.2	0.2	0.4	1.6	4.5	1.3	0.0	0.9		
Tour 4	33	61	88	84	19	27	65	51	11	68	60	17	4	59	80	71	52	94	98	78	30	12	14	43	20	9	85	5	57	90	26	2	24	46	35	
Intervalle	0.3	0.9	1.4	0.8	0.3	0.1	1.0	0.3	0.2	0.1	0.9	0.2	0.4	1.2	0.2	0.0	0.4	0.4	0.1	0.1	0.2	1.1	0.1	0.2	0.4	0.2	0.3	0.5	0.9	1.4	3.7	1.5	0.3	0.5		
Tour 5	33	61	88	84	19	27	65	17	68	51	60	11	4	80	59	94	71	78	52	98	30	12	14	43	20	9	85	57	90	5	26	2	24	46	35	
Intervalle	0.3	0.6	1.8	0.5	0.3	0.5	3.5	0.1	0.2	0.1	0.3	0.1	0.1	0.3	0.0	0.2	0.4	0.7	0.3	0.0	0.3	0.2	0.4	0.4	0.3	0.9	1.7	0.3	0.8	0.4	0.4	2.2	1.6	0.2	0.9	
Tour 6	33	61	88	84	19	27	65	68	17	60	4	11	59	94	71	78	52	98	30	12	14	43	20	9	85	57	5	90	26	2	24	46	35	51		
Intervalle	0.5	0.4	2.3	0.4	0.2	0.7	4.0	0.1	0.1	0.1	0.1	0.4	0.2	0.2	0.7	0.3	0.7	0.3	0.0	0.2	0.2	0.1	0.7	0.7	1.9	1.8	0.3	0.1	0.4	1.1	1.8	0.2	1.1	36.0		
Tour 7	33	61	88	84	19	27	65	68	17	60	4	94	59	11	78	71	52	98	30	14	43	12	85	5	57	90	26	2	9	24	46	35	51			
Intervalle	0.3	0.2	2.8	0.3	0.3	0.2	4.8	0.7	0.1	0.0	0.1	0.2	0.1	0.5	0.4	0.3	0.4	0.2	0.2	0.3	0.3	0.3	2.8	3.0	0.4	0.1	0.9	0.0	1.0	0.4	0.2	1.1	36.3			
Tour 8	33	88	61	84	19	65	27	68	60	4	94	17	11	59	78	71	98	52	14	43	12	30	85	5	57	90	26	24	9	46	35					
Intervalle	0.7	0.2	2.8	0.1	0.4	0.3	5.0	1.5	0.1	0.1	0.1	0.1	0.1	0.2	0.2	0.5	0.0	0.2	0.3	0.1	0.3	0.2	2.3	3.6	0.2	0.8	0.1	0.6	0.6	0.4	0.1	0.8				
Tour 9	33	88	61	19	65	27	84	68	60	4	94	11	78	71	98	17	59	52	30	43	12	85	14	5	90	26	24	46	35	57						
Intervalle	0.5	0.5	3.4	0.3	0.3	0.3	4.7	2.0	0.1	0.2	0.2	0.7	0.2	0.1	0.7	0.2	0.7	0.2	0.0	0.1	0.8	4.2	0.7	0.7	0.9	0.3	0.2	0.2	0.4	6.3						
Tour 10	33	88	61	19	84	27	65	68	4	11	94	60	98	71	78	59	17	12	85	30	5	43	14	90	24	46	26	35	52	57						
Intervalle	0.3	1.0	4.4	0.2	0.1	0.1	4.1	3.2	0.2	0.2	0.1	0.6	0.1	0.2	0.1	1.0	0.2	3.5	2.3	0.3	0.2	0.1	0.3	0.7	0.4	0.1	4.6	3.3								
Tour 11	33	88	61	65	19	27	84	68	4	94	60	11	78	59	17	85	98	12	71	30	5	43	14	90	24	46	35	26	52	57						
Intervalle	0.3	1.3	5.4	0.4	0.3	1.4	1.7	3.0	0.4	0.9	0.2	0.5	0.1	1.1	0.1	0.3	0.1	0.3	3.6	1.3	0.0	0.3	0.4	0.1	0.4	1.1	0.6	3.9	3.9							
Tour 12	33	88	61	65	19	27	84	68	4	94	60	11	78	59	17	85	71	98	12	30	5	43	14	24	46	90	35	26	52	57						
Intervalle	0.3	1.3	5.5	0.2	0.2	1.9	1.6	2.7	0.6	1.3	0.2	0.5	0.1	0.9	0.1	1.7	0.0	0.0	2.8	0.7	0.1	0.5	0.0	0.5	0.7	0.8	1.1	3.2	4.7							
Tour 13	33	88	61	65	19	27	84	68	4	94	11	60	78	59	85	17	71	12	98	30	5	43	24	14	46	90	35	26	52	57						
Intervalle	0.3	1.4	5.5	0.2	0.3	2.1	1.5	2.6	0.4	2.1	0.1	0.2	0.1	0.5	0.6	1.9	0.3	0.2	2.3	0.6	0.1	0.2	0.2	0.1	1.3	0.9	1.7	2.6	5.4							
Tour 14	33	88	61	65	19	27	84	68	4	94	60	78	11	85	59	17	71	12	98	30	43	5	14	24	46	90	35	26	52	57						
Intervalle	0.4	1.6	5.4	0.2	0.3	2.7	1.2	2.5	0.1	2.9	0.5	0.1	0.2	0.2	0.3	2.6	0.2	0.7	1.3	0.6	0.3	0.5	0.0	0.1	0.7	1.1	2.0	2.2	6.8							
Tour 15	33	88	61	65	19	27	84	68	94	4	60	11	78	59	85	17	71	12	98	30	43	5	24	46	14	90	35	26	52	57						
Intervalle	0.2	1.9	5.2	0.2	0.9	2.7	1.0	2.3	0.0	3.1	0.2	0.4	0.2	0.1	0.6	3.0	0.1	0.4	1.3	0.1	0.2	0.8	0.2	1.0	0.1	1.2	2.1	1.8	9.4							
Tour 16	33	88	61	19	65	27	84	68	4	94	11	60	78	85	59	17	71	12	98	30	5	24	46	43	14	90	35	26	52	57						
Intervalle	0.4	1.3	5.4	0.1	0.4	2.9	0.6	2.5	0.9	2.9	0.4	0.5	0.0	0.1	0.2	3.4	0.1	0.2	2.1	0.0	0.1	0.5	0.1	1.2	0.2	0.8	2.0	1.4	12.5							


Nationale
NSK 2 Salbris
Pre-Finale (PF)
Analyse des tours

Pour information, sans valeur officielle

Tours	Secteur 1	Secteur 2	Secteur 3	mps au tour
N°2 LLEDO Tom				
1	29.501	21.551	24.521	1:15.573
2	31.912	20.921	24.271	1:17.104
3	22.739	20.334	24.139	1:07.212
4	22.507	20.083	24.002	1:06.592
5	22.280	19.750	23.821	1:05.851
6	22.223	19.740	23.849	1:05.812
7	22.270	19.699	24.378	1:06.347
8	22.357	19.800	23.796	1:05.953

Tours	Secteur 1	Secteur 2	Secteur 3	mps au tour
N°4 LAFORGE Teo				
1	26.891	21.358	24.462	1:12.711
2	24.294	20.366	24.064	1:08.724
3	23.080	20.050	23.866	1:06.996
4	22.247	19.938	23.870	1:06.055
5	23.006	20.623	24.050	1:07.679
6	22.504	19.637	23.592	1:05.733
7	22.868	19.883	23.897	1:06.648
8	23.091	19.697	23.911	1:06.699
9	22.947	19.671	23.685	1:06.303
10	23.139	19.582	24.047	1:06.768
11	22.261	19.542	23.945	1:05.748
12	22.156	19.473	23.777	1:05.406
13	22.266	19.427	23.753	1:05.446
14	22.134	19.543	23.768	1:05.445
15	22.518	19.463	23.619	1:05.600
16	22.247	19.540	23.795	1:05.582

Tours	Secteur 1	Secteur 2	Secteur 3	mps au tour
N°5 ANDLAUER Julien				
1	32.449	20.534	24.439	1:17.422
2	24.469	20.367	24.200	1:09.036
3	22.649	20.266	24.038	1:06.953
4	22.460	20.311	23.883	1:06.654
5	25.270	20.508	24.066	1:09.844
6	22.399	20.419	24.010	1:06.828
7	22.231	20.291	23.993	1:06.515
8	22.292	20.061	24.007	1:06.360
9	22.298	20.198	24.413	1:06.909
10	22.635	19.819	23.891	1:06.345
11	22.286	19.639	23.955	1:05.880
12	22.121	19.550	23.780	1:05.451
13	22.186	19.883	23.841	1:05.910
14	22.954	19.454	23.816	1:06.224

Tours	Secteur 1	Secteur 2	Secteur 3	mps au tour
15	22.070	19.465	23.699	1:05.234
16	22.463	19.978	24.219	1:06.660
N°9 MELA Jean-Baptiste				
1	28.142	21.757	24.974	1:14.873
2	24.819	20.962	24.066	1:09.847
3	22.593	20.915	24.035	1:07.543
4	22.564	20.568	23.887	1:07.019
5	23.436	19.719	23.990	1:07.145
6	22.398	19.653	23.891	1:05.942
7	22.283	19.676	31.312	1:13.271
8	22.455	20.449	23.885	1:06.789
9	22.240	19.864	24.102	1:06.206


Tours	Secteur 1	Secteur 2	Secteur 3	mps au tour
N°11 VROMANT Alexandre				
1	26.489	20.924	24.439	1:11.852
2	24.331	20.027	24.022	1:08.380
3	22.492	19.936	23.980	1:06.408
4	22.445	20.026	23.945	1:06.416
5	24.502	20.171	24.442	1:09.115
6	22.805	19.685	23.774	1:06.264
7	23.216	19.648	23.883	1:06.747
8	23.069	19.873	23.777	1:06.719
9	22.949	19.569	23.744	1:06.262
10	22.845	19.596	24.055	1:06.496
11	23.939	19.464	23.714	1:07.117
12	22.473	19.867	23.670	1:06.010
13	22.539	19.484	23.835	1:05.858
14	22.665	20.176	23.783	1:06.624
15	22.139	19.342	23.693	1:05.174
16	22.788	19.528	23.823	1:06.139

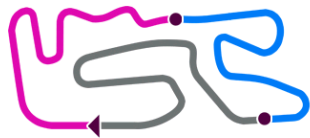
Tours	Secteur 1	Secteur 2	Secteur 3	mps au tour
N°12 LEMEE Thomas				
1	26.965	21.426	24.644	1:13.035
2	24.876	21.051	24.388	1:10.315
3	23.441	20.149	24.024	1:07.614
4	22.900	19.906	23.987	1:06.793
5	22.706	20.359	23.977	1:07.042
6	22.465	19.917	23.897	1:06.279
7	22.490	20.402	23.860	1:06.752
8	22.142	19.941	23.951	1:06.034
9	22.272	20.659	24.331	1:07.262
10	22.429	19.629	23.991	1:06.049
11	22.684	19.927	24.049	1:06.660

Tours	Secteur 1	Secteur 2	Secteur 3	mps au tour
12	22.890	20.330	24.045	1:07.265
13	22.521	19.833	23.922	1:06.276
14	22.835	19.589	23.848	1:06.272
15	22.567	19.614	24.009	1:06.190
16	22.778	19.672	23.904	1:06.354
N°14 HERICHER Bertrand				
1	29.589	21.381	24.563	1:15.533
2	23.470	21.160	24.175	1:08.805
3	22.780	20.261	23.969	1:07.010
4	23.616	19.756	24.045	1:07.417
5	22.850	19.623	23.883	1:06.356
6	22.493	19.700	23.814	1:06.007
7	22.433	19.638	23.843	1:05.914
8	22.270	19.949	23.890	1:06.109
9	22.338	24.895	25.666	1:12.899
10	23.263	20.500	23.905	1:07.668
11	22.415	19.476	23.818	1:05.709
12	22.272	19.526	23.916	1:05.714
13	22.514	19.527	23.807	1:05.848
14	22.518	19.614	24.065	1:06.197
15	23.398	19.631	23.845	1:06.874
16	22.663	19.866	23.926	1:06.455

Tours	Secteur 1	Secteur 2	Secteur 3	mps au tour
N°17 DROUET Thomas				
1	26.713	21.063	24.774	1:12.550
2	24.364	20.427	24.084	1:08.875
3	22.393	19.985	23.932	1:06.310
4	22.412	19.784	23.958	1:06.154
5	22.713	20.018	24.132	1:06.863
6	22.994	19.598	23.920	1:06.512
7	22.998	19.651	24.051	1:06.700
8	23.484	19.979	23.805	1:07.268
9	23.347	20.939	24.050	1:08.336
10	22.073	19.767	24.613	1:06.453
11	23.025	19.664	24.420	1:07.109
12	22.333	19.632	23.848	1:05.813
13	22.603	19.535	23.878	1:06.016
14	22.346	19.490	23.877	1:05.713
15	22.507	19.477	23.845	1:05.829
16	22.114	19.731	24.089	1:05.934

Tours	Secteur 1	Secteur 2	Secteur 3	mps au tour
N°19 SIMMENAUER Louis-Ferdinand				
1	25.302	20.956	24.545	1:10.803




Nationale
NSK 2 Salbris
Pre-Finale (PF)
Analyse des tours

Pour information, sans valeur officielle

Tours	Secteur 1	Secteur 2	Secteur 3	mps au tour
2	23.248	20.138	24.026	1:07.412
3	22.562	19.911	24.007	1:06.480
4	23.008	20.208	23.817	1:07.033
5	22.329	19.590	23.764	1:05.683
6	22.307	19.660	23.751	1:05.718
7	22.222	19.656	23.779	1:05.657
8	22.072	19.627	23.813	1:05.512
9	22.508	19.647	23.862	1:06.017
10	22.210	20.468	24.010	1:06.688
11	22.887	19.552	24.711	1:07.150
12	22.186	19.489	23.733	1:05.408
13	22.110	19.470	23.786	1:05.366
14	22.087	19.412	23.791	1:05.290
15	22.024	19.459	23.805	1:05.288
16	21.967	19.709	24.202	1:05.878

N°20 CLAUDE Emile

1	29.341	21.626	24.583	1:15.550
2	23.865	21.005	24.141	1:09.011
3	22.883	20.665	24.024	1:07.572
4	22.824	20.075	24.049	1:06.948
5	22.946	19.778	23.977	1:06.701
6	22.556	19.735	23.803	1:06.094

N°24 DABERT Pauline

1	29.550	21.441	24.608	1:15.599
2	25.509	20.540	24.075	1:10.124
3	22.639	28.355	24.010	1:15.004
4	22.393	20.318	23.940	1:06.651
5	22.092	19.954	23.880	1:05.926
6	22.083	20.111	23.904	1:06.098
7	22.050	20.022	23.926	1:05.998
8	22.065	19.990	23.801	1:05.856
9	22.110	20.108	24.139	1:06.357
10	22.213	19.555	23.730	1:05.498
11	22.517	19.492	23.739	1:05.748
12	22.013	19.432	23.704	1:05.149
13	22.277	19.506	23.765	1:05.548
14	23.129	19.633	23.768	1:06.530
15	22.311	19.402	23.747	1:05.460
16	22.057	19.767	24.049	1:05.873

N°26 BONNAIRE Alexandre

1	29.833	22.202	25.183	1:17.218
---	--------	--------	--------	----------

Tours	Secteur 1	Secteur 2	Secteur 3	mps au tour
2	24.933	20.714	24.510	1:10.157
3	22.714	20.605	24.397	1:07.716
4	22.683	20.464	24.328	1:07.475
5	22.825	20.332	24.119	1:07.276
6	22.444	20.351	24.176	1:06.971
7	22.618	20.365	24.455	1:07.438
8	22.673	20.018	24.097	1:06.788
9	22.415	19.944	24.278	1:06.637
10	22.477	20.527	24.060	1:07.064
11	23.083	19.724	24.039	1:06.846
12	22.291	19.753	24.244	1:06.288
13	22.433	19.835	24.264	1:06.532
14	22.382	19.754	24.117	1:06.253
15	22.392	19.681	24.070	1:06.143
16	22.316	19.641	24.194	1:06.151

N°27 SIMMENAUER Jean-Baptiste

1	27.063	20.831	24.599	1:12.493
2	23.016	20.221	23.977	1:07.214
3	22.367	20.063	23.919	1:06.349
4	22.361	19.887	24.045	1:06.293
5	22.233	19.630	23.852	1:05.715
6	22.263	19.610	23.774	1:05.647
7	22.253	19.612	23.893	1:05.758
8	22.571	19.599	23.827	1:05.997
9	22.234	19.839	23.794	1:05.867
10	22.079	20.055	24.272	1:06.406
11	23.007	19.732	24.294	1:07.033
12	22.096	19.501	23.730	1:05.327
13	22.101	19.594	23.802	1:05.497
14	22.066	19.468	23.753	1:05.287
15	22.175	19.792	23.921	1:05.888
16	22.072	19.612	23.899	1:05.583

N°30 FONTAINE Paul

1	27.157	21.240	24.731	1:13.128
2	25.139	20.936	24.226	1:10.301
3	22.776	20.171	23.849	1:06.796
4	22.601	19.886	23.988	1:06.475
5	22.771	20.322	23.939	1:07.032
6	22.407	19.990	23.842	1:06.239
7	22.469	19.671	24.008	1:06.148
8	22.340	20.467	24.346	1:07.153


Tours	Secteur 1	Secteur 2	Secteur 3	mps au tour
9	22.183	20.313	24.246	1:06.742
10	26.041	19.847	24.201	1:10.089
11	22.435	19.716	24.769	1:06.920
12	22.320	19.779	23.965	1:06.064
13	22.328	19.660	23.992	1:05.980
14	22.458	19.548	23.881	1:05.887
15	22.430	19.511	23.926	1:05.867
16	22.587	20.147	24.203	1:06.937

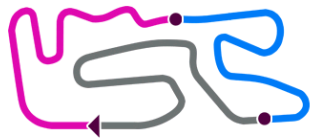
N°33 CRETON Harald

1	24.299	20.127	24.473	1:08.899
2	22.958	20.093	24.190	1:07.241
3	22.496	19.826	24.013	1:06.335
4	22.296	19.692	23.993	1:05.981
5	22.396	19.590	23.862	1:05.848
6	22.181	19.485	23.754	1:05.420
7	22.401	19.445	23.798	1:05.644
8	22.087	19.443	23.850	1:05.380
9	22.126	19.444	23.784	1:05.354
10	22.198	19.416	23.814	1:05.428
11	22.180	19.456	23.792	1:05.428
12	22.246	19.458	23.765	1:05.469
13	22.105	19.371	23.743	1:05.219
14	22.064	19.334	23.731	1:05.129
15	22.225	19.407	23.727	1:05.359
16	22.194	20.297	23.880	1:06.371

N°35 CAMMARATA Marc

1	36.754	22.883	25.004	1:24.641
2	22.979	20.659	24.361	1:07.999
3	22.455	20.424	24.039	1:06.918
4	22.475	20.038	24.040	1:06.553
5	22.249	20.070	23.959	1:06.278
6	22.350	19.895	24.020	1:06.265
7	22.303	19.715	24.009	1:06.027
8	22.244	19.715	23.922	1:05.881
9	22.245	19.655	24.051	1:05.951
10	22.272	19.610	23.880	1:05.762
11	22.436	19.711	23.920	1:06.067
12	22.199	19.617	23.963	1:05.779
13	22.224	19.742	24.018	1:05.984
14	22.340	19.571	24.003	1:05.914
15	22.375	19.674	24.054	1:06.103




Nationale
**NSK 2 Salbris
 Pre-Finale (PF)
 Analyse des tours**

Pour information, sans valeur officielle

Tours	Secteur 1	Secteur 2	Secteur 3	mps au tour
16	22.382	19.746	24.112	1:06.240

N°43 GAZEAU Maxime

1	28.433	21.259	24.585	1:14.277
2	24.333	21.348	24.227	1:09.908
3	22.889	20.746	23.902	1:07.537
4	23.137	19.905	24.475	1:07.517
5	22.760	20.036	23.842	1:06.638
6	22.324	19.638	23.697	1:05.659
7	22.499	19.806	23.786	1:06.091
8	22.191	19.837	23.931	1:05.959
9	22.422	20.695	24.361	1:07.478
10	28.948	19.824	23.931	1:12.703
11	22.314	19.455	23.850	1:05.619
12	22.248	19.515	23.753	1:05.516
13	22.238	19.884	23.782	1:05.904
14	22.444	19.452	23.844	1:05.740
15	22.204	19.425	23.752	1:05.381
16	22.902	20.280	24.396	1:07.578

N°46 GILLOZ Valentin

1	28.661	21.079	25.551	1:15.291
2	25.060	21.188	24.458	1:10.706
3	23.179	28.017	24.508	1:15.704
4	22.648	20.385	24.029	1:07.062
5	22.287	19.709	23.898	1:05.894
6	22.247	19.968	23.826	1:06.041
7	22.169	20.106	23.728	1:06.003
8	22.234	20.147	23.878	1:06.259
9	22.213	19.889	24.207	1:06.309
10	22.214	19.664	23.829	1:05.707
11	22.132	19.470	23.796	1:05.398
12	22.195	19.401	23.701	1:05.297
13	22.046	19.518	23.789	1:05.353
14	22.804	19.750	23.766	1:06.320
15	22.238	19.555	23.718	1:05.511
16	22.067	19.924	24.144	1:06.135

N°51 FENESTRAZ Sacha

1	26.053	20.754	24.445	1:11.252
2	23.279	20.892	24.275	1:08.446
3	23.033	20.034	23.945	1:07.012
4	22.532	20.071	23.789	1:06.392
5	24.487	20.016	24.490	1:08.993

Tours	Secteur 1	Secteur 2	Secteur 3	mps au tour
6	1:12.758	20.037	24.119	1:56.914
7	22.654	19.774	23.887	1:06.315

N°52 LAMBERT Juliette

1	27.078	21.180	24.736	1:12.994
2	24.049	20.531	24.232	1:08.812
3	22.895	20.610	24.066	1:07.571
4	22.609	19.799	24.015	1:06.423
5	23.337	20.481	24.093	1:07.911
6	22.514	19.557	24.151	1:06.222
7	22.251	19.536	24.026	1:05.813
8	22.172	20.243	24.315	1:06.730
9	22.532	21.015	24.149	1:07.696
10	35.674	19.810	24.278	1:19.762
11	22.479	19.500	24.050	1:06.029
12	22.257	19.403	24.014	1:05.674
13	22.202	19.546	24.099	1:05.847
14	22.231	19.474	24.150	1:05.855
15	22.340	19.466	24.012	1:05.818
16	22.141	19.543	24.038	1:05.722

N°57 STRINGARI Alexy

1	29.318	21.327	24.737	1:15.382
2	24.332	21.061	24.313	1:09.706
3	22.690	20.528	24.493	1:07.711
4	22.931	20.320	24.175	1:07.426
5	22.843	20.361	24.784	1:07.988
6	22.678	20.664	24.444	1:07.786
7	22.431	20.767	24.076	1:07.274
8	22.247	19.933	24.022	1:06.202
9	22.269	19.806	33.937	1:16.012
10	22.647	20.522	24.256	1:07.425
11	22.576	19.906	24.153	1:06.635
12	22.444	19.782	24.216	1:06.442
13	22.470	19.717	24.393	1:06.580
14	22.855	19.812	24.613	1:07.280
15	23.088	20.276	25.006	1:08.370
16	23.290	20.317	25.267	1:08.874

N°59 VILLE Nicolas

1	26.647	21.880	24.633	1:13.160
2	24.438	20.398	24.048	1:08.884
3	23.138	19.947	23.917	1:07.002
4	22.344	19.718	23.873	1:05.935

Tours	Secteur 1	Secteur 2	Secteur 3	mps au tour
5	22.901	20.449	24.304	1:07.654
6	22.535	19.637	23.801	1:05.973


7	22.568	19.691	24.119	1:06.378
8	23.263	20.061	23.832	1:07.156
9	23.085	21.099	23.906	1:08.090
10	22.190	19.577	24.266	1:06.033
11	22.825	19.600	23.728	1:06.153
12	22.338	19.655	24.005	1:05.998
13	22.467	19.465	23.779	1:05.711
14	22.501	20.152	23.916	1:06.569
15	22.274	19.418	23.707	1:05.399
16	22.576	19.829	24.147	1:06.552

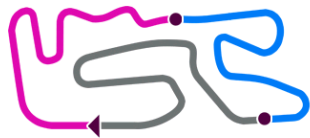
N°60 LEUILLET Gabin

1	26.928	21.020	24.171	1:12.119
2	24.682	20.021	24.196	1:08.899
3	22.706	20.003	23.895	1:06.604
4	22.310	19.621	23.917	1:05.848
5	24.036	20.519	23.839	1:08.394
6	22.687	19.585	23.768	1:06.040
7	22.768	19.997	24.008	1:06.773
8	22.898	19.849	23.885	1:06.632
9	22.869	19.555	23.894	1:06.318
10	23.037	19.670	24.763	1:07.470
11	23.117	19.616	23.770	1:06.503
12	22.626	19.651	23.731	1:06.008
13	22.462	20.005	23.809	1:06.276
14	22.321	19.607	23.823	1:05.751
15	22.405	19.435	23.814	1:05.654
16	22.957	19.844	23.955	1:06.756

N°61 HEDOUIN Nathan

1	25.026	20.341	24.477	1:09.844
2	22.854	20.023	24.047	1:06.924
3	22.332	19.832	24.020	1:06.184
4	22.214	19.659	23.878	1:05.751
5	22.236	19.666	23.902	1:05.804
6	22.255	19.537	23.858	1:05.650
7	22.154	19.474	23.851	1:05.479
8	22.546	19.578	23.858	1:05.982
9	22.097	19.536	23.816	1:05.449
10	22.181	19.616	23.925	1:05.722
11	22.200	19.529	23.997	1:05.726




Nationale
NSK 2 Salbris
Pre-Finale (PF)
Analyse des tours

Pour information, sans valeur officielle

Tours	Secteur 1	Secteur 2	Secteur 3	mps au tour
12	22.099	19.472	23.883	1:05.454
13	22.119	19.438	23.842	1:05.399
14	22.020	19.460	23.884	1:05.364
15	22.186	19.477	23.894	1:05.557
16	22.308	19.584	23.999	1:05.891

N°65 CARDE Emilien

1	25.216	21.072	24.937	1:11.225
2	23.415	20.609	23.982	1:08.006
3	22.454	19.815	23.823	1:06.092
4	22.344	20.672	23.973	1:06.989
5	22.435	19.840	23.764	1:06.039
6	22.082	20.001	23.776	1:05.859
7	22.018	19.590	23.706	1:05.314
8	22.052	19.472	23.807	1:05.331
9	22.336	19.862	23.723	1:05.921
10	22.132	20.804	23.970	1:06.906
11	22.626	19.490	24.003	1:06.119
12	22.298	19.467	23.799	1:05.564
13	22.194	19.408	23.752	1:05.354
14	22.127	19.415	23.796	1:05.338
15	22.113	19.427	23.756	1:05.296
16	22.112	19.710	24.497	1:06.319

N°68 LEUILLET Tom

1	26.136	21.059	24.709	1:11.904
2	23.410	20.306	24.228	1:07.944
3	22.765	19.944	23.971	1:06.680
4	22.598	20.327	24.164	1:07.089
5	23.675	20.501	23.955	1:08.131
6	22.685	19.595	23.960	1:06.240
7	22.416	19.636	24.019	1:06.071
8	22.372	19.623	23.972	1:05.967
9	22.361	19.562	23.890	1:05.813
10	22.255	19.554	23.912	1:05.721
11	22.301	19.600	24.010	1:05.911
12	22.257	19.567	23.908	1:05.732
13	22.244	19.496	23.846	1:05.586
14	22.165	19.491	23.860	1:05.516
15	22.182	19.655	23.890	1:05.727
16	22.071	19.522	23.806	1:05.399

N°71 BELBACHIR Camil

1	26.217	20.734	24.823	1:11.774
---	---------------	---------------	---------------	-----------------

Tours	Secteur 1	Secteur 2	Secteur 3	mps au tour
2	25.479	20.138	24.316	1:09.933
3	23.867	20.223	24.133	1:08.223
4	22.806	19.904	24.116	1:06.826
5	22.505	19.777	24.582	1:06.864
6	22.596	19.617	23.998	1:06.211
7	22.300	20.262	24.001	1:06.563
8	22.219	20.424	24.080	1:06.723
9	22.477	19.839	23.918	1:06.234
10	22.322	20.332	24.097	1:06.751
11	23.436	19.733	25.496	1:08.665
12	22.583	19.927	24.227	1:06.737
13	22.323	19.658	24.096	1:06.077
14	22.644	19.730	24.050	1:06.424
15	22.497	19.651	24.075	1:06.223
16	22.523	19.724	24.111	1:06.358

N°78 LE SAUSSE Ronnie

1	28.361	21.371	24.614	1:14.346
2	23.754	20.981	24.266	1:09.001
3	22.668	20.019	24.054	1:06.741
4	22.550	20.646	23.963	1:07.159
5	22.360	20.187	23.884	1:06.431
6	22.194	19.788	23.876	1:05.858
7	22.069	19.812	23.859	1:05.740
8	22.628	20.159	23.877	1:06.664
9	22.754	19.791	23.931	1:06.476
10	22.401	20.501	24.370	1:07.272
11	22.826	19.463	23.835	1:06.124
12	22.105	19.884	24.053	1:06.042
13	22.152	19.649	23.939	1:05.740
14	22.356	19.819	23.861	1:06.036
15	22.480	19.499	23.840	1:05.819
16	22.684	19.818	24.081	1:06.583

N°80 SARAZIN Adrien

1	28.799	21.020	24.316	1:14.135
2	23.307	20.537	24.057	1:07.901
3	22.648	20.401	23.850	1:06.899
4	22.515	19.920	23.980	1:06.415
5	22.497	19.742	24.076	1:06.315

N°84 COUDERT Anthony

1	25.232	20.753	24.620	1:10.605
2	23.032	20.132	24.130	1:07.294


Tours	Secteur 1	Secteur 2	Secteur 3	mps au tour
3	22.357	19.900	23.944	1:06.201
4	22.237	19.769	24.028	1:06.034
5	22.324	19.711	23.934	1:05.969
6	22.182	19.669	23.994	1:05.845
7	22.206	19.664	23.922	1:05.792
8	22.134	19.666	23.928	1:05.728
9	22.743	20.566	23.835	1:07.144
10	21.937	19.912	24.061	1:05.910
11	22.343	19.692	26.660	1:08.695
12	22.201	19.727	23.864	1:05.792
13	22.143	19.607	23.925	1:05.675
14	22.224	19.655	23.995	1:05.874
15	22.318	19.625	24.000	1:05.943
16	22.169	19.576	24.012	1:05.757

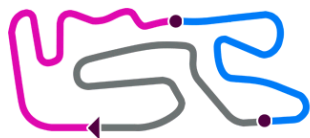
N°85 CHARPENTIER Tristan

1	29.369	21.520	24.591	1:15.480
2	24.897	20.970	24.141	1:10.008
3	22.719	20.102	24.094	1:06.915
4	22.295	20.558	23.866	1:06.719
5	23.581	20.724	24.317	1:08.622
6	22.317	19.908	23.991	1:06.216
7	22.207	19.581	23.919	1:05.707
8	22.308	19.538	23.932	1:05.778
9	22.318	19.477	23.749	1:05.544
10	22.158	19.443	23.837	1:05.438
11	22.286	19.828	23.830	1:05.944
12	22.512	19.522	23.822	1:05.856
13	22.104	19.309	23.756	1:05.169
14	22.100	19.859	23.808	1:05.767
15	22.625	19.464	23.719	1:05.808
16	22.572	19.793	23.857	1:06.222

N°88 COURSIMAULT Enzo

1	25.382	21.122	24.344	1:10.848
2	22.841	19.986	24.094	1:06.921
3	22.300	19.650	24.021	1:05.971
4	22.122	19.685	23.820	1:05.627
5	22.147	19.598	23.802	1:05.547
6	22.192	19.407	23.797	1:05.396
7	21.927	19.496	23.838	1:05.261
8	22.211	19.453	23.828	1:05.492
9	21.985	19.489	23.719	1:05.193




Nationale
NSK 2 Salbris
Pre-Finale (PF)
Analyse des tours

Pour information, sans valeur officielle

Tours	Secteur 1	Secteur 2	Secteur 3	mps au tour
10	21.985	19.369	23.908	1:05.262
11	22.023	19.527	23.832	1:05.382
12	22.000	19.601	23.895	1:05.496
13	22.037	19.385	23.805	1:05.227
14	21.953	19.404	23.812	1:05.169
15	22.004	19.452	23.776	1:05.232
16	22.147	20.495	23.876	1:06.518

N°90 CHAGNON Tom


1	29.819	21.921	24.717	1:16.457
2	25.531	20.762	24.171	1:10.464
3	22.677	19.929	24.053	1:06.659
4	22.971	20.591	24.121	1:07.683
5	23.068	20.828	24.020	1:07.916
6	23.012	20.371	24.004	1:07.387
7	22.659	20.134	24.118	1:06.911
8	22.803	20.448	23.890	1:07.141
9	22.439	19.818	24.068	1:06.325
10	22.613	19.791	23.972	1:06.376
11	22.669	19.438	23.878	1:05.985
12	23.304	19.465	23.923	1:06.692
13	22.230	19.684	24.024	1:05.938
14	22.457	19.372	23.818	1:05.647
15	22.647	19.519	23.911	1:06.077
16	22.659	19.757	24.147	1:06.563

N°94 RENAUDIN Adrien

1	27.942	21.622	24.709	1:14.273
2	23.298	20.979	23.820	1:08.097
3	22.985	20.077	23.717	1:06.779
4	22.586	20.120	23.711	1:06.417
5	22.393	19.613	23.815	1:05.821
6	22.830	19.563	23.565	1:05.958
7	22.484	19.709	23.727	1:05.920
8	23.148	19.765	23.784	1:06.697
9	23.013	19.655	23.726	1:06.394
10	23.293	19.707	24.011	1:07.011
11	22.403	19.603	23.694	1:05.700
12	21.974	19.917	23.717	1:05.608
13	22.048	19.515	23.748	1:05.311
14	21.895	19.402	23.832	1:05.129
15	22.149	19.376	23.822	1:05.347
16	23.071	19.630	23.872	1:06.573

N°98 MARY Bastien

1	27.749	21.318	25.280	1:14.347
2	23.284	21.082	24.427	1:08.793
3	22.817	19.953	24.167	1:06.937
4	23.195	20.027	23.953	1:07.175
5	22.827	20.223	23.972	1:07.022
6	22.553	19.852	24.057	1:06.462
7	22.292	19.693	23.989	1:05.974
8	22.259	19.658	24.021	1:05.938
9	22.568	19.820	23.928	1:06.316
10	22.341	20.011	24.061	1:06.413
11	24.223	19.735	24.387	1:08.345
12	23.328	19.792	24.169	1:07.289
13	22.446	20.186	23.956	1:06.588
14	22.915	19.844	24.078	1:06.837
15	22.366	19.618	23.865	1:05.849
16	22.477	19.710	23.946	1:06.133




Nationale
NSK 2 Salbris
Pre-Finale (PF)
Grille de départ
Document 41

Sous réserve du contrôle technique ou d'incidents d'ordre sportif

30	FONTAINE Paul	36	45	GOMES Maximilien
57	STRINGARI Alexy	35	24	DABERT Pauline
90	CHAGNON Tom	34	94	RENAUDIN Adrien
9	MELA Jean-Baptiste	33	85	CHARPENTIER Tristan
52	LAMBERT Juliette	32	26	BONNAIRE Alexandre
20	CLAUDE Emile	31	35	CAMMARATA Marc
14	HERICHER Bertrand	30	2	LLEDO Tom
78	LE SAUSSE Ronnie	29	80	SARAZIN Adrien
98	MARY Bastien	28	5	ANDLAUER Julien
43	GAZEAU Maxime	27	46	GILLOZ Valentin
4	LAFORGE Teo	26	17	DROUET Thomas
11	VROMANT Alexandre	25	12	LEMEE Thomas
71	BELBACHIR Camil	24	84	COUDERT Anthony
68	LEUILLET Tom	23	59	VILLE Nicolas
88	COURSIMAUULT Enzo	22	60	LEUILLET Gabin
65	CARDE Emilien	21	51	FENESTRAZ Sacha
61	HEDOUIN Nathan	20	19	SIMMENAUER Louis-Ferdinand
33	CRETON Harald	19	27	SIMMENAUER Jean-Baptiste
		18		
		17		
		16		
		15		
		14		
		13		
		12		
		11		
		10		
		9		
		8		
		7		
		6		
		5		
		4		
		3		
		2		
		1		

POLE POSITION



Départ : 08/06 - 09:55 16 Tours = 0,000 Km

NSK-Salbris 06-08/06/2014

Page 1 / 1

Apex Timing


www.monstickerperso.com
